

OPINIOME



DO YOU ?
APPROVE OR
DISAPPROVE

OPINIOME IS A **PERIODIC SURVEY**

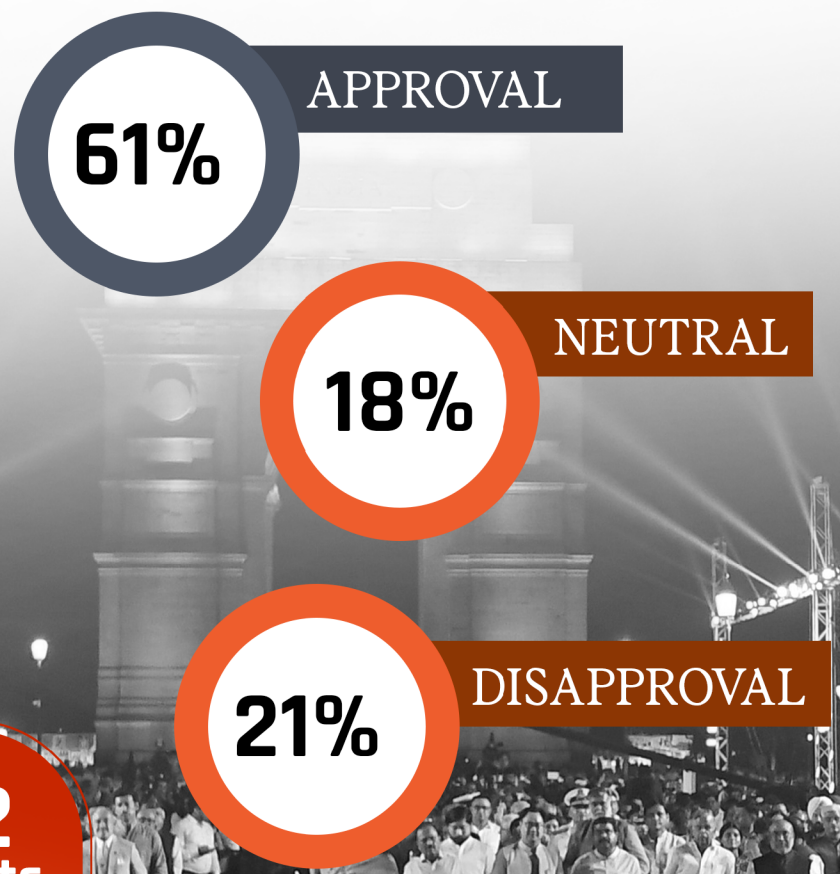
OF INDIAN PUBLIC OPINION ON IMPORTANT MATTERS OF POLITICS

HOW POPULAR IS PM NARENDRA MODI TODAY ?

ACCORDING TO OUR LATEST CNOS OPINIOME SURVEY, PM NARENDRA MODI'S NET APPROVAL RATING HAS SHOWN SLIGHT IMPROVEMENT SINCE WE LAST SURVEYED THE SAMPLE. THUS, EFFECTIVE NAR STANDS AT 22 POINTS, WITH 61 PERCENT APPROVING OF HIS LEADERSHIP AND 21 PERCENT DISAPPROVING. THE SURVEY WAS CONDUCTED OVER A ONE-MONTH PERIOD AND INCLUDES DATA AS RECENT AS MAY 31, 2023

OPINIOME APPROVAL RATINGS (MAY 2023)
PRIME MINISTER NARENDRA MODI

The survey was conducted over a one-month period and includes data as recent as May 31, 2023.




22
points
NAR




SEAT PREDICTION

FOR GENERAL ELECTIONS 2024



NDA	UPA	OTHERS
321	115	107

ACCORDING TO OUR **LATEST CNOS OPINIOME SURVEY**, THE LATEST PREDICTION FOR THE 2024 GENERAL ELECTIONS IN INDIA, NDA IS SET TO WIN 321 SEATS WHILE THE UPA IS SET TO WIN 115 SEATS. CNOS BRINGS YOU THE LATEST UPDATES IN INDIAN POLITICS AND THE MOST ACCURATE SURVEY RESULTS.

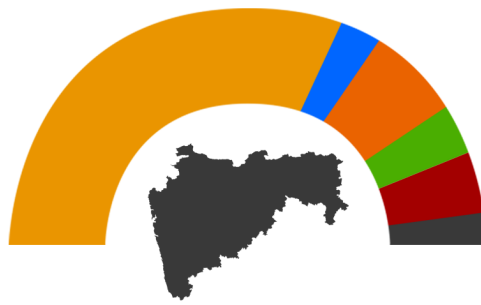


UTTAR PRADESH

TOTAL NO OF PCS

80

BJP	INC	SP	OTHERS
68	2	6	4



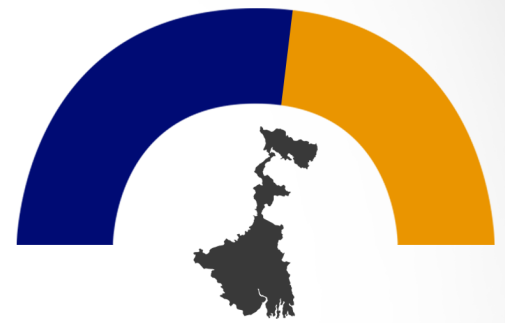
MAHARASHTRA

TOTAL NO OF PCS

48

BJP	INC	SHS	NCP
25	3	12	5

UBT	OTHERS
2	1

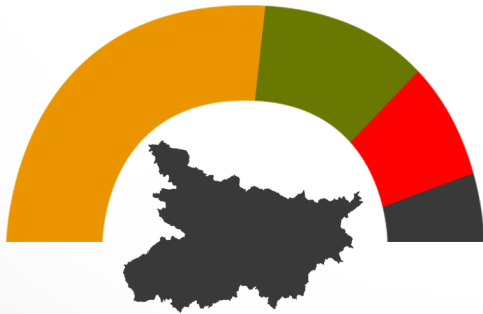


WEST BENGAL

TOTAL NO OF PCS

42

BJP	INC	TMC
20	0	22



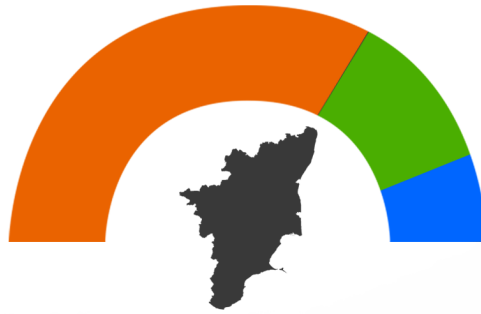
BIHAR

TOTAL NO OF PCS

40

BJP	INC	JDU	RJD
17	0	8	13

OTHERS
2



TAMIL NADU

TOTAL NO OF PCS

39

BJP	INC	DMK	AIDMK
0	2	25	12

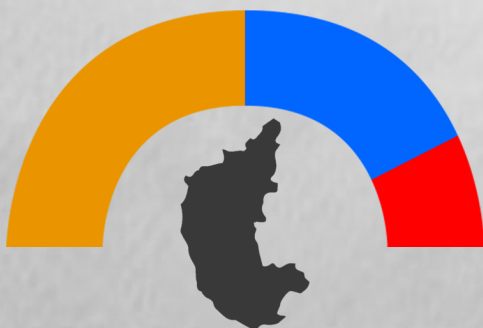


MADHYA PRADESH

TOTAL NO OF PCS

29

BJP	INC
25	4



KARNATAKA

TOTAL NO OF PCS

28

BJP	INC	JDS
14	11	3

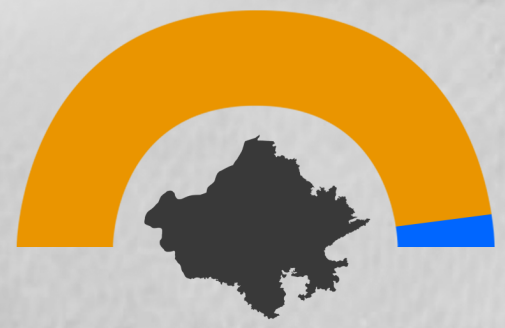


GUJARAT

TOTAL NO OF PCS

26

BJP	INC
26	0

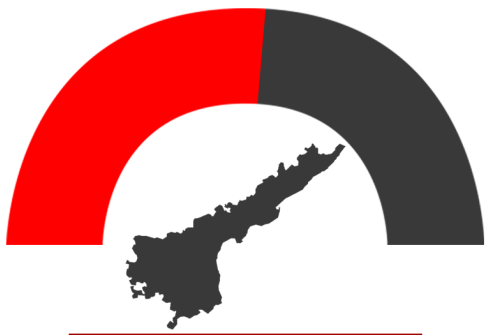


RAJASTHAN

TOTAL NO OF PCS

25

BJP	INC
24	1

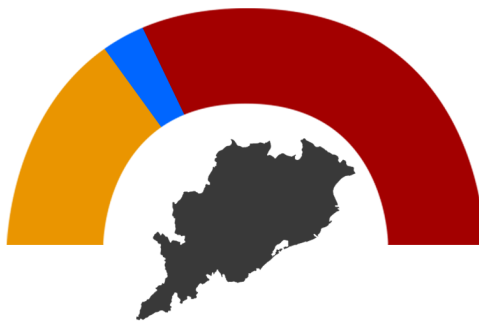


ANDHRA PRADESH

TOTAL NO OF PCS

25

BJP	INC	TDP	YSRCP
0	0	14	11

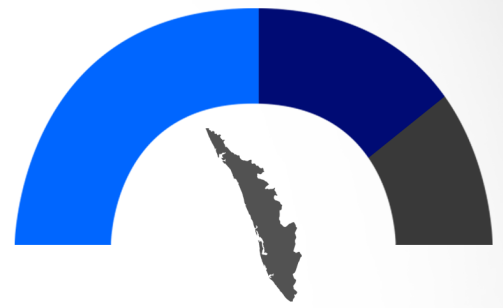


ODISHA

TOTAL NO OF PCS

21

BJP	INC	BJD
6	1	14

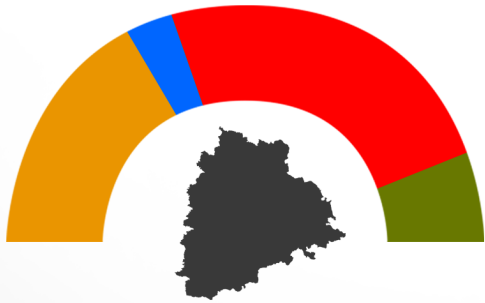


KERALA

TOTAL NO OF PCS

20

BJP	INC	CPI	OTHERS
0	10	6	4

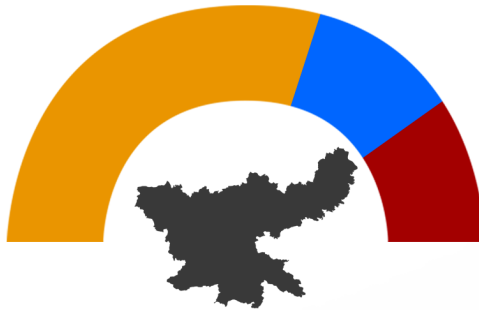


TELANGANA

TOTAL NO OF PCS

17

BJP	INC	BRS	AIMIM
4	4	8	1



JHARKHAND

TOTAL NO OF PCS

14

BJP	INC	JMM
8	3	3

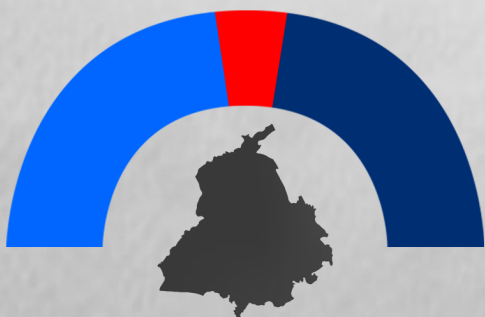


ASSAM

TOTAL NO OF PCS

14

BJP	INC	OTHERS
11	1	2




PUNJAB

TOTAL NO OF PCS

13

BJP	INC	SAD	AAP
1	5	2	5

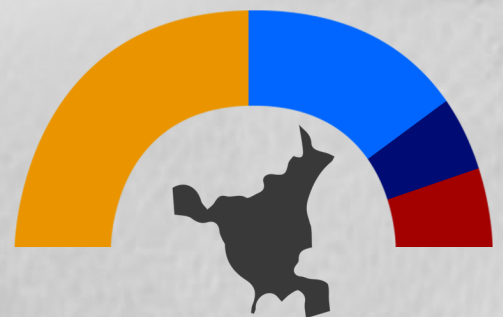


CHHATTISGARH

TOTAL NO OF PCS

11

BJP	INC	IND
6	4	1



HARYANA

TOTAL NO OF PCS

10

BJP	INC	INLD	JJP
5	3	1	1

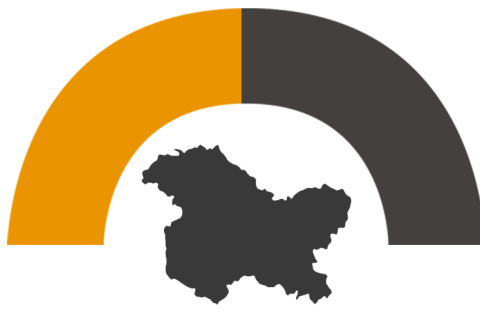


DELHI

TOTAL NO OF PCS

7

BJP	INC	AAP
6	0	1



JAMMU AND KASHMIR

TOTAL NO OF PCS

6

BJP	INC	OTHERS
2	0	4




UTTARAKHAND

TOTAL NO OF PCS

5

BJP	INC
5	0

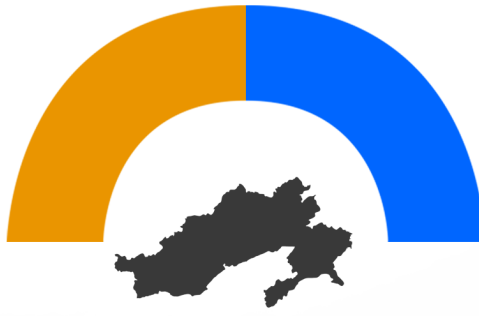


HIMACHAL PRADESH

TOTAL NO OF PCS

4

BJP	INC
3	1



ARUNACHAL PRADESH

TOTAL NO OF PCS

2

BJP	INC
1	1

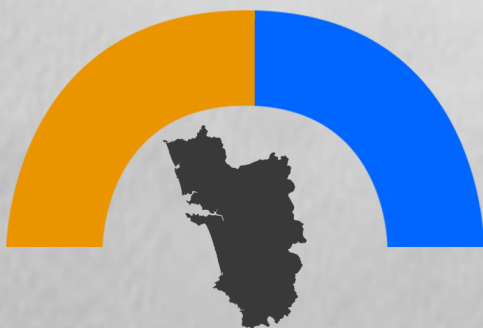


TRIPURA

TOTAL NO OF PCS

2

BJP	INC
2	0



GOA

TOTAL NO OF PCS

2

BJP	INC
1	1



CHANDIGARH

TOTAL NO OF PCS

1

BJP	INC
1	0



DAMAN AND DIU

TOTAL NO OF PCS

1

BJP	INC
1	0

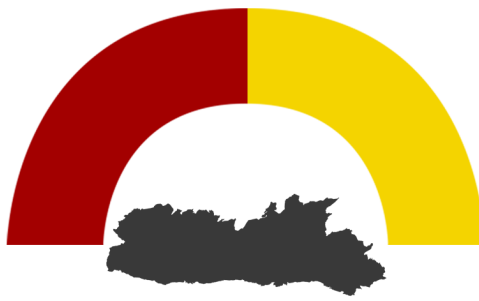


MANIPUR

TOTAL NO OF PCS

2

BJP	INC	OTHERS
0	0	2




MEGHALAYA

TOTAL NO OF PCS

2

BJP	INC	UDP	NPP
0	0	1	1



ANDAMAN & NICOBAR ISLANDS

TOTAL NO OF PCS

1

BJP	INC
0	1



DADRA & NAGAR HAVELI

TOTAL NO OF PCS

1

BJP	INC	OTHERS
0	0	1



LAKSHADWEEP

TOTAL NO OF PCS

1

BJP	INC	NCP
0	0	1



MIZORAM

TOTAL NO OF PCS

1

BJP	INC	MNF
0	0	1



NAGALAND

TOTAL NO OF PCS

1

BJP	INC	NDPP
0	0	1



PUDUCHERRY

TOTAL NO OF PCS

1

BJP	INC
0	1



SIKKIM

TOTAL NO OF PCS

1

BJP	INC	OTHERS
0	0	1

INDIA'S TOP 10 CHIEF MINISTERS

THIS TIME, **UTTAR PRADESH CHIEF MINISTER YOGI ADITYANATH** EMERGED AS THE MOST POPULAR CHIEF MINISTER IN THE COUNTRY. ADITYANATH HAS A NET APPROVAL RATING OF 51 POINTS, WITH 70 PERCENT OF THOSE POLLED IN THE STATE SATISFIED WITH HIS LEADERSHIP AND 21 PERCENT DISSATISFIED. THE PERCENTAGE OF PEOPLE WHO APPROVE OF A LEADERS PERFORMANCE MINUS THOSE WHO DISAPPROVE IS REFERRED TO AS NET APPROVAL. THE POLL WAS TAKEN IN 24 INDIAN STATES AND ONE UNION TERRITORY (DELHI).

THE FOLLOWING ARE THE **TOP FIVE CHIEF MINISTERS** IN TERMS OF POPULARITY IN THEIR RESPECTIVE STATES:



YOGI ADITYANATH

UTTAR PRADESH

APPROVAL

67%

NEUTRAL

15%

DISAPPROVAL

18%

CM RANK:

01



NAVEEN PATNAIK

ODISHA

APPROVAL

59%

NEUTRAL

17%

DISAPPROVAL

24%

CM RANK:

02



MAMATA BANERJEE

WEST BENGAL

APPROVAL

54%

NEUTRAL

18%

DISAPPROVAL

28%

CM RANK:

03



ARVIND KEJRIWAL

DELHI

APPROVAL

51%

NEUTRAL

20%

DISAPPROVAL

29%

CM RANK:

04



M. K. STALIN

TAMIL NADU

APPROVAL

47%

NEUTRAL

21%

DISAPPROVAL

32%

CM RANK:

05



INDIA'S TOP 10 CHIEF MINISTERS



HIMANTA BISWA SARMA
ASSAM

APPROVAL

44%

NEUTRAL

23%

DISAPPROVAL

33%



CM RANK:
06



BHUPENDRA PATEL
GUJARAT

APPROVAL

40%

NEUTRAL

24%

DISAPPROVAL

36%



CM RANK:
07



SIDDARAMAIAH
KARNATAKA

APPROVAL

37%

NATURAL

32%

DISAPPROVAL

31%



CM RANK:
08



EKNATH SHINDE
MAHARASHTRA

APPROVAL

32%

NEUTRAL

37%

DISAPPROVAL

31%



09



BHUPESH BAGHEL
CHHATTISGARH

APPROVAL

28%

NATURAL

40%

DISAPPROVAL

32%



CM RANK:
10

We have adopted two ways to ensure a diversified sample size.

One is through **"SIMPLE RANDOM SAMPLING,"** in which we prepared a list of people who could be questioned and started assigning random numbers against it. Finally, we made calls to all those assigned numbers and recorded their opinions.

CNOS understands the importance of selecting the right sample size in order to obtain an accurate analysis. Other than digital ways of reaching out to people, we undertook an in-person survey to calculate Net Approval Rating of the leader.

For analysis of approval polls at the national-level, the State unit is divided into **Assembly Sampling Units (ASUs)**. Each selected ASU is subdivided into smaller sections known as city blocks or rural blocks. Then, from those final regions, people to interview are chosen.

Polls that are conducted to calculate a **NET APPROVAL RATING** are seen on three metrics,

- APPROVAL refers to the percentage of the people who approve of their leader.

- The number of people that are not satisfied with their leader is represented by **DISAPPROVAL.**

- The term **NEUTRAL** refers to a voter who is undecided about whom to vote for. It could draw two types of users:

First, former supporters who have now become quiet listeners due to rising anti-incumbency sentiment.

Second, there are individuals who believe that no other political party is worthy of their vote.

A high popularity rating could help that leader get support for his or her agendas, whereas a high disapproval rating demonstrates the built-in anti-incumbency.

CNOS conducts surveys on a regular basis and publishes fortnightly reports with the updated approval rankings. We ensure that we follow best practices around scale development, question phrasing, survey design and randomization to ensure validity and minimum bias.

DAILY3000
INTERVIEWS

Field study online polls
cati methodology

Get in touch with us for a customized survey to better understand the changing political landscape in your region and assess political risks.

About **CNOS**

Centre for National Opinion Survey or CNOS is India's largest upcoming opinion survey institution providing the most accurate data and insight into Indian public opinion. CNOS is a group of India's most brilliant and curious minds focused on empowering its clientele with novel and impactful insights on everything that matters. The team behind CNOS has been working in the domain of opinion surveys for over nine years. This team started its journey with a 40% prediction accuracy in the Uttar Pradesh elections and 98% in Punjab.

After learning from their experience and fixing identified shortcomings, the team scored the distinction of having predicted the outcomes of the Madhya Pradesh and Rajasthan Assembly elections (2018) more accurately than any other survey, with an accuracy of 98% in Madhya Pradesh, and 97% in Rajasthan. The team also accurately predicted the outcomes of the Lok Sabha elections and those of the Assembly elections in Andhra Pradesh. Also, Our predictions for 283 seats out of 303 seats proved to be right during the 2019 General Election

In order to ensure a pertinent sample size, CNOS uses multiple mediums (primarily digital and telecalling) to gather data on evolving political inclinations and issues. The name Opiniome is derived from the term, genome. Genome is the complete set of genetic information in an organism.

Similarly, Opiniome is a collection of opinions of a surveyed sample.

CNOS METHODOLOGY

For these approval ratings, we've focused on two core aspects to obtain a comprehensive and reliable survey research- Diverse population group, and a decently outgrown sample size.

Random Sampling



www.cnos.in



CNOS